


Aflac Group Critical Illness Advantage Limited Benefit Plan

**INSURANCE – PLAN INCLUDES BENEFITS
FOR CANCER AND HEALTH SCREENING**

We help take care of your
expenses while you take
care of yourself.



Notice: You should have comprehensive health coverage before purchasing this type of coverage.



We've got you under our wing.®

Aflac can help ease the financial stress of surviving a critical illness.


Chances are you may know someone who's been diagnosed with a critical illness. You can't help notice the difference in the person's life—both physically and emotionally. What's not so obvious is the impact a critical illness may have on someone's personal finances.

That's because while a major medical plan may pay for a good portion of the costs associated with a critical illness, there are a lot of expenses that may not be covered. And, during recovery, having to worry about out-of-pocket expenses is the last thing anyone needs.

That's the benefit of an Aflac Group Critical Illness plan.

It can help with the treatment costs of covered critical illnesses, such as a heart attack or stroke.

More importantly, the plan helps you focus on recuperation instead of the distraction of out-of-pocket costs. With the Critical Illness plan, you receive cash benefits directly (unless otherwise assigned)—giving you the flexibility to help pay bills related to treatment or to help with everyday living expenses.



Understanding the facts can help you decide if the Aflac Group Critical Illness plan makes sense for you.

FACT NO. 1

ESTIMATED **83.6** MILLION

AMERICAN ADULTS—GREATER THAN 1 IN 3—HAVE ONE OR MORE TYPES OF CARDIOVASCULAR DISEASE (CVD).¹

FACT NO. 2

CORONARY HEART DISEASE COST THE UNITED STATES **\$108.9** BILLION

THIS TOTAL INCLUDES THE COST OF HEALTH CARE SERVICES, MEDICATIONS AND LOST PRODUCTIVITY.²

¹ American Heart Association/American Stroke Association 2013 Statistical Fact Sheet

² Centers for Disease Control and Prevention Heart Disease Fact Sheet 2015

Here's why the Aflac Group Critical Illness plan may be right for you.

For more than 60 years, Aflac has been dedicated to helping provide individuals and families peace of mind and financial security when they've needed it most. The Aflac Group Critical Illness plan is just another innovative way to help make sure you're well protected under our wing.

But it doesn't stop there. Having group critical illness insurance from Aflac means that you may have added financial resources to help with medical costs or ongoing living expenses.

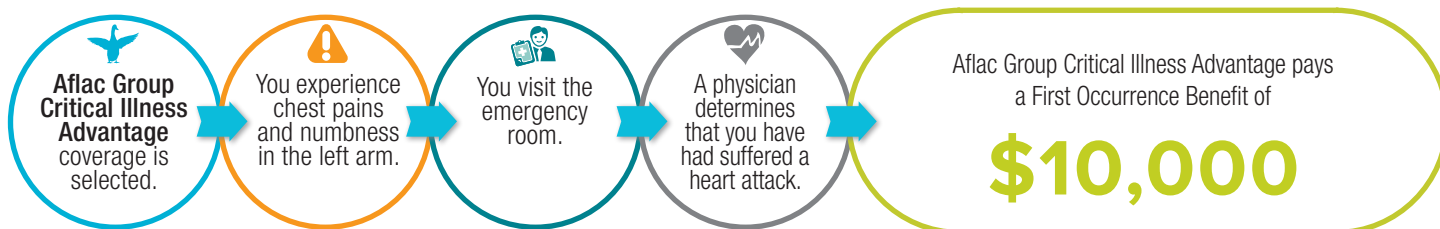
The Aflac Group Critical Illness plan benefits include:

- Critical Illness Benefit payable for:
 - Cancer
 - Heart Attack (Myocardial Infarction)
 - Stroke
 - Kidney Failure (End-Stage Renal Failure)
 - Major Organ Transplant
 - Bone Marrow Transplant (Stem Cell Transplant)
 - Sudden Cardiac Arrest
 - Coronary Artery Bypass Surgery
 - Non-Invasive Cancer
 - Skin Cancer
- Health Screening Benefit

Features:

- Benefits are paid directly to you, unless you choose otherwise.
- Coverage is available for you, your spouse, and dependent children.
- Coverage may be continued (with certain stipulations). That means you can take it with you if you change jobs or retire.
- Fast claims payment. Most claims are processed in about four days.

How it works



Amount payable based on \$10,000 First Occurrence Benefit.

For more information, ask your insurance agent/producer, call 1.800.433.3036, or visit aflacgroupinsurance.com.

Benefits Overview

COVERED CRITICAL ILLNESSES:

CANCER (Internal or Invasive)	100%
HEART ATTACK (Myocardial Infarction)	100%
STROKE (Ischemic or Hemorrhagic)	100%
MAJOR ORGAN TRANSPLANT	100%
KIDNEY FAILURE (End-Stage Renal Failure)	100%
BONE MARROW TRANSPLANT (Stem Cell Transplant)	100%
SUDDEN CARDIAC ARREST	100%
NON-INVASIVE CANCER	25%
CORONARY ARTERY BYPASS SURGERY	25%

INITIAL DIAGNOSIS

We will pay a lump sum benefit upon initial diagnosis of a covered critical illness when such diagnoses is caused by or solely attributed to an underlying disease. Cancer diagnoses are subject to the cancer diagnosis limitation. Benefits will be based on the face amount in effect on the critical illness date of diagnosis.

ADDITIONAL DIAGNOSIS

We will pay benefits for each different critical illness after the first when the two dates of diagnoses are separated by at least 6 consecutive months. Cancer diagnoses are subject to the cancer diagnosis limitation.

REOCCURRENCE

We will pay benefits for the same critical illness after the first when the two dates of diagnoses are separated by at least 6 consecutive months. Cancer diagnoses are subject to the cancer diagnosis limitation.

CHILD COVERAGE AT NO ADDITIONAL COST

Each dependent child is covered at 50 percent of the primary insured’s benefit amount at no additional charge. Children-only coverage is not available.

SKIN CANCER BENEFIT

We will pay \$250 for the diagnosis of skin cancer. We will pay this benefit once per calendar year.

WAIVER OF PREMIUM

If you become totally disabled due to a covered critical illness prior to age 65, after 90 continuous days of total disability, we will waive premiums for you and any of your covered dependents. As long as you remain totally disabled, premiums will be waived up to 24 months, subject to the terms of the plan.

SUCCESSOR INSURED BENEFIT

If spouse coverage is in force at the time of the primary insured's death, the surviving spouse may elect to continue coverage. Coverage would continue at the existing spouse face amount and would also include any dependent child coverage in force at the time.

HEALTH SCREENING BENEFIT (Employee and Spouse only)

We will pay \$50 for health screening tests performed while an insured's coverage is in force. We will pay this benefit once per calendar year.

This benefit is only payable for health screening tests performed as the result of preventive care, including tests and diagnostic procedures ordered in connection with routine examinations. This benefit is payable for the covered employee and spouse.

This benefit is not paid for dependent children.

COVERED HEALTH SCREENING TESTS INCLUDE:

- | | |
|---|---|
| <ul style="list-style-type: none">• Blood test for triglycerides• Bone marrow testing• Breast ultrasound• CA 15-3 (blood test for breast cancer)• CA 125 (blood test for ovarian cancer)• CEA (blood test for colon cancer)• Chest X-ray• Colonoscopy• DNA stool analysis• Fasting blood glucose test• Flexible sigmoidoscopy | <ul style="list-style-type: none">• Hemocult stool analysis• Mammography• Pap smear• PSA (blood test for prostate cancer)• Serum cholesterol test to determine level of HDL and LDL• Serum protein electrophoresis (blood test for myeloma)• Spiral CT screening for lung cancer• Stress test on a bicycle or treadmill• Thermography |
|---|---|

GROUP CRITICAL ILLNESS ADVANTAGE INSURANCE

ADDITIONAL CRITICAL ILLNESSES SUMMARY PAGE



WHAT WE WILL PAY

COVERED CRITICAL ILLNESSES

Illnesses Covered Under Plan	Percentage of Maximum Benefit
Severe Burn*	100%
Coma**	100%
Paralysis**	100%
Loss of Sight**	100%
Loss of Hearing**	100%
Loss of Speech**	100%

*This benefit is only payable for burns due to, caused by, and attributed to, a covered accident.

**These benefits are payable for loss due to a covered underlying disease or a covered accident.

illness when the date of diagnosis is separated by at least 6 consecutive months.

Reoccurrence

Once benefits have been paid for a covered critical illness, benefits are payable for that same critical illness when the date of diagnosis is separated by at least 6 consecutive months.

These benefits will be paid based on the face amount in effect on the critical illness date of diagnosis.

We will pay the critical illness benefit if the insured is diagnosed with one of the critical illnesses shown if the date of diagnosis occurs while the plan is in force and the critical illness is not excluded by name or specific description in the plan.

Initial Diagnosis

An insured may receive up to 100% of his face amount upon the diagnosis of a covered critical illness.

Additional Diagnosis

Once benefits have been paid for a covered critical illness, we will pay benefits for each different critical

WHAT IS NOT COVERED, LIMITATIONS AND EXCLUSIONS, AND TERMS YOU NEED TO KNOW

All limitations and exclusions that apply to the critical illness plan also apply to these benefits.

No benefits will be paid for loss which occurred prior to the effective date of the plan.

Date of Diagnosis is defined as follows:

- **Coma:** The first day of the period for which a doctor confirms a coma that is due to one of the underlying diseases and that has lasted for at least seven consecutive days.
- **Loss of Sight, Speech, or Hearing:** The date the loss due to one of the underlying diseases is objectively determined by a doctor to be total and irreversible.
- **Paralysis:** The date a doctor diagnoses an insured with paralysis due to one of the underlying diseases as specified in this plan, where such diagnosis is based on clinical and/or laboratory findings as supported by the insured's medical records.
- **Severe Burn:** The date the burn takes place.

Critical Illness is one of the illnesses defined below:

Severe Burn or Severely Burned means a burn resulting from fire, heat, caustics, electricity, or radiation. The burn must:

- Be a full-thickness or third-degree burn, as determined by a doctor. A **Full-Thickness Burn** or **Third-Degree Burn** is the destruction of the skin through the entire thickness or depth of the dermis (or possibly into underlying tissues). This results in loss of fluid and sometimes shock.
- Cause cosmetic disfigurement to the body's surface area of at least 35 square inches.
- Be caused solely by or be solely attributed to a covered accident.

Underwritten by Continental American Insurance Company
A proud member of the Aflac family of insurers



Coma means a state of continuous, profound unconsciousness, lasting at least seven consecutive days, and characterized by the absence of:

- Spontaneous eye movements,
- Response to painful stimuli, and
- Vocalization.

Coma does not include a medically-induced coma.

To be payable as an Accident benefit, the coma must be caused solely by or be solely attributed to a covered accident.

To be considered a critical illness, the coma must be caused solely by or be solely attributed to one of the following diseases:

- Brain Aneurysm
- Diabetes
- Encephalitis
- Epilepsy
- Hyperglycemia
- Hypoglycemia
- Meningitis

Paralysis or Paralyzed means the permanent, total, and irreversible loss of muscle function to the whole of at least two limbs. To be payable as an Accident benefit, the paralysis must be caused solely by or be solely attributed to a covered accident. To be considered a critical illness, paralysis must be caused solely by or be solely attributed to one or more of the following diseases:

- Amyotrophic lateral sclerosis
- Cerebral palsy
- Parkinson's disease,
- Poliomyelitis

The diagnosis of paralysis must be supported by neurological evidence.

Loss of Sight means the total and irreversible loss of all sight in both eyes. To be payable as an Accident benefit, loss of sight must be caused solely by or be solely attributed to a covered accident. To be considered a critical illness, loss of sight must be caused solely by or be solely attributed to one of the following diseases:

- Retinal disease
- Optic nerve disease
- Hypoxia

Loss of Speech means the total and permanent loss of the ability to speak. To be payable as an Accident benefit, loss of speech must be caused solely by or be solely attributed to a covered accident. To be considered a critical illness, loss of speech must be caused solely by or be solely attributable to one of the following diseases:

- Alzheimer's disease
- Arteriovenous malformation

Loss of Hearing means the total and irreversible loss of hearing in both ears. Loss of hearing does not include hearing loss that can be corrected by the use of a hearing aid or device. To be payable as an Accident benefit, loss of hearing must be caused solely by or be solely attributed to a covered accident.

To be considered a critical illness, loss of hearing must be caused solely by or be solely attributed to one of the following diseases:

- Alport syndrome
- Autoimmune inner ear disease
- Chicken pox
- Diabetes
- Goldenhar syndrome
- Meniere's disease
- Meningitis
- Mumps

If the coverage outlined in this summary will replace any existing coverage, please be aware that it may be in your best interest to maintain your individual guaranteed-renewable policy.

aflacgroupinsurance.com | 1.800.433.3036 | 1.866.849.2970 fax

Continental American Insurance Company (CAIC), a proud member of the Aflac family of insurers, is a wholly-owned subsidiary of Aflac Incorporated and underwrites group coverage. CAIC is not licensed to solicit business in New York, Guam, Puerto Rico, or the Virgin Islands.

Continental American Insurance Company • Columbia, South Carolina

CRITICAL ILLNESS ADVANTAGE INSURANCE

LIMITATIONS AND EXCLUSIONS,
TERMS YOU NEED TO KNOW, AND NOTICES

LIMITATIONS AND EXCLUSIONS

Cancer Diagnosis Limitation Benefits are payable for cancer and/or non-invasive cancer as long as the insured:

- Is treatment-free from cancer for at least 12 months before the diagnosis date; and
- Is in complete remission prior to the date of a subsequent diagnosis, as evidenced by the absence of all clinical, radiological, biological, and biochemical proof of the presence of the cancer.

EXCLUSIONS

We will not pay for loss due to:

- **Self-Inflicted Injuries** – injuring or attempting to injure oneself intentionally or taking action that causes oneself to become injured;
- **Suicide** – committing or attempting to commit suicide, while sane or insane;

- **Illegal Acts** – participating or attempting to participate in an illegal activity, or working at an illegal job;

- **Participation in Aggressive Conflict:**

- War (declared or undeclared) or military conflicts;
- Insurrection or riot
- Civil commotion or civil state of belligerence

- **Illegal Substance Abuse:**

- Abuse of legally-obtained prescription medication
- Illegal use of non-prescription drugs

Diagnosis, treatment, testing, and confinement must be in the United States or its territories.

All benefits under the plan, including benefits for diagnoses, treatment, confinement and covered tests, are payable only while coverage is in force.

TERMS YOU NEED TO KNOW

Bone Marrow Transplant (Stem Cell Transplant) means a procedure to replace damaged or destroyed bone marrow with healthy bone marrow stem cells. For a benefit to be payable, a Bone Marrow Transplant (Stem Cell Transplant) must be caused by at least one of the following diseases:

- | | |
|-------------------------------------|--------------------|
| • Aplastic anemia | • Thalassemia |
| • Congenital neutropenia | • Fanconi anemia |
| • Severe immunodeficiency syndromes | • Leukemia |
| • Sickle cell anemia | • Lymphoma |
| | • Multiple myeloma |

The Bone Marrow Transplant (Stem Cell Transplant) benefit is not payable if the transplant results from a covered critical illness for which a benefit has been paid under this plan.

Cancer (internal or invasive) is a disease that meets either of the following definitions:

A malignant tumor characterized by:

- The uncontrolled growth and spread of malignant cells, and
- The invasion of distant tissue.

A disease meeting the diagnostic criteria of malignancy, as established by the American Board of Pathology. A pathologist must have examined and provided a report on the histocytologic architecture or pattern of the tumor, tissue, or specimen.

Cancer (internal or invasive) also includes:

- | | |
|--|--|
| • Melanoma that is Clark's Level III or higher or Breslow depth equal to or greater than 0.77mm, | – RAEB (refractory anemia with excess blasts), |
| • Myelodysplastic syndrome – RCMD (refractory cytopenia with multilineage dysplasia), | • Myelodysplastic syndrome – RAEB-T (refractory anemia with excess blasts in transformation), or |
| • Myelodysplastic syndrome | • Myelodysplastic syndrome |

- CMML (chronic myelomonocytic leukemia).

The following are not considered internal or invasive cancers:

- | | |
|---|--|
| • Pre-malignant tumors or polyps | • Melanoma that is diagnosed as |
| • Carcinomas in Situ | – Clark's Level I or II, |
| • Any superficial, non-invasive skin cancers including basal cell and squamous cell carcinoma of the skin | – Breslow depth less than 0.77mm, or |
| | – Stage 1A melanomas under TNM Staging |
| • Melanoma in Situ | |

Non-Invasive Cancer is a cancer that is in the natural or normal place, confined to the site of origin without having invaded neighboring tissue.

For the purposes of the plan, a Non-Invasive Cancer is:

- | | |
|---|---|
| • Internal Carcinoma in Situ | • Myelodysplastic Syndrome – |
| • Myelodysplastic Syndrome – RA (refractory anemia) | RARS (refractory anemia with ring sideroblasts) |

Skin Cancer, as defined in this plan, is not payable under the Non-Invasive Cancer Benefit.

Skin Cancer is a cancer that forms in the tissues of the skin. The following are considered skin cancers:

- | | |
|---------------------------------------|--|
| • Basal cell carcinoma | • Melanoma that is diagnosed as |
| • Squamous cell carcinoma of the skin | – Clark's Level I or II, |
| • Melanoma in Situ | – Breslow depth less than 0.77mm, or |
| | – Stage 1A melanomas under TNM Staging |

These conditions are not payable under the Cancer (internal or invasive) Benefit.

Cancer, non-invasive cancer, or skin cancer must be diagnosed in one of two ways:

1. Pathological Diagnosis is a diagnosis based on a microscopic study of fixed tissue or preparations from the hemic (blood) system. This diagnosis must be made by a certified pathologist and conform to the American Board of Pathology standards.
2. Clinical Diagnosis is based only on the study of symptoms. A clinical diagnosis will be accepted only if:
 - A doctor cannot make a pathological diagnosis because it is medically inappropriate or life-threatening,
 - Medical evidence exists to support the diagnosis, and
 - A doctor is treating you for cancer or carcinoma in situ

Complete Remission is defined as having no symptoms and no signs that can be identified to indicate the presence of cancer.

Coronary Artery Bypass Surgery means open heart surgery to correct the narrowing or blockage of one or more coronary arteries with bypass grafts and where such narrowing or blockage is attributed to coronary artery disease or acute coronary syndrome. This excludes any non-surgical procedure, such as, but not limited to, balloon angioplasty, laser relief, or stents.

Critical Illness is a disease or a sickness as defined in the plan that first manifests while your coverage is in force.

Date of Diagnosis is defined as follows:

- Bone Marrow Transplant (Stem Cell Transplant): The date the surgery occurs.
- Cancer: The day tissue specimens, blood samples, or titer(s) are taken (diagnosis of cancer and/or carcinoma in situ is based on such specimens).
- Coronary Artery Bypass Surgery: The date the surgery occurs.
- Heart Attack (Myocardial Infarction): The date the infarction (death) of a portion of the heart muscle occurs. This is based on the criteria listed under the heart attack (myocardial Infarction) definition.
- Kidney Failure (End-Stage Renal Failure): The date a doctor recommends that an insured begin renal dialysis.
- Major Organ Transplant: The date the surgery occurs.
- Non-Invasive Cancer: The day tissue specimens, blood samples, or titer(s) are taken (diagnosis of cancer and/or carcinoma in situ is based on such specimens).
- Skin Cancer: The date the skin biopsy samples are taken for microscopic examination.
- Stroke: The date the stroke occurs (based on documented neurological deficits and neuroimaging studies).
- Sudden Cardiac Arrest: The date the pumping action of the heart fails (based on the sudden cardiac arrest definition).

Dependent means your spouse or your dependent child. Spouse is your legal wife or husband, who is listed on your application. Dependent children are your or your spouse's natural children, step-children, legally adopted children, or children placed for adoption, who are younger than age 26. Newborn children are automatically covered from the moment of

birth.

There is an exception to the age-26 limit listed above. This limit will not apply to any dependent child who is incapable of self-sustaining employment due to mental or physical handicap and is dependent on a parent for support. The employee or the employee's spouse must furnish proof of this incapacity and dependency to the company within 31 days following the dependent child's 26th birthday.

Diagnosis (Diagnosed) refers to the definitive and certain identification of an illness or disease that:

- Is made by a doctor and
- Is based on clinical or laboratory investigations, as supported by your medical records.

Doctor is a person who is:

- Legally qualified to practice medicine,
- Licensed as a doctor by the state where treatment is received, and
- Licensed to treat the type of condition for which a claim is made.

A doctor does not include you or any of your family members.

For the purposes of this definition, family member includes your spouse as well as the following members of your immediate family:

- Son
- Daughter
- Mother
- Father
- Sister
- Brother

This includes step-family members and family-members-in-law.

Employee is a person who meets eligibility requirements and who is covered under the plan. The employee is the primary insured under the plan.

Heart Attack (Myocardial Infarction) is the death of a portion of the heart muscle (myocardium) caused by a blockage of one or more coronary arteries due to coronary artery disease or acute coronary syndrome.

Heart Attack (Myocardial Infarction) does not include:

- Any other disease or injury involving the cardiovascular system.
- Cardiac arrest not caused by a heart attack (myocardial infarction).

Diagnosis of a Heart Attack (Myocardial Infarction) must include the following:

- New and serial electrocardiographic (ECG) findings consistent with heart attack (myocardial infarction), and
- Elevation of cardiac enzymes above generally accepted laboratory levels of normal. (In the case of creatine phosphokinase (CPK) a CPK-MB measurement must be used.)

Confirmatory imaging studies, such as thallium scans, MUGA scans, or stress echocardiograms may also be used.

Kidney Failure (End-Stage Renal Failure) means end-stage renal failure caused by end-stage renal disease, which results in the chronic, irreversible failure of both kidneys to function.

Kidney Failure (End-Stage Renal Failure) is covered only under the following conditions:

- A doctor advises that regular renal dialysis, hemo-dialysis, or peritoneal dialysis (at least weekly) is necessary to treat the kidney failure (end-stage renal failure); or
- The kidney failure (end-stage renal failure) results in kidney transplantation.

Maintenance Drug Therapy is a course of systemic medication given to a patient after a cancer goes into complete remission because of primary treatment. Maintenance Drug Therapy includes ongoing hormonal therapy, immunotherapy, or chemo-prevention therapy. Maintenance Drug Therapy is meant to decrease the risk of cancer recurrence; it is not meant to treat a cancer that is still present.

Major Organ Transplant means undergoing surgery as a recipient of a covered transplant of a human heart, lung, liver, kidney, or pancreas. A transplant must be caused by one or more of the following diseases:

- Bronchiectasis
- Cardiomyopathy
- Cirrhosis
- Chronic obstructive pulmonary disease
- Congenital Heart Disease
- Coronary Artery Disease
- Cystic fibrosis
- Hepatitis
- Interstitial lung disease
- Lymphangioleiomyomatosis.
- Polycystic liver disease
- Pulmonary fibrosis
- Pulmonary hypertension
- Sarcoidosis
- Valvular heart disease

A Major Organ Transplant benefit is not payable if the major organ transplant results from a covered critical illness for which a benefit has been paid.

Pathologist is a doctor who is licensed:

- To practice medicine, and
- By the American Board of Pathology to practice pathologic anatomy.

A Pathologist also includes an Osteopathic Pathologist who is certified by the Osteopathic Board of Pathology.

Signs and/or symptoms are the evidence of disease or physical disturbance observed by a doctor or other medical professional. The doctor (or other medical professional) must observe these signs while acting within the scope of his license.

Stroke means apoplexy due to rupture or acute occlusion of a cerebral artery. The apoplexy must cause complete or partial loss of function involving the motion or sensation of a part of the body and must last more than 24 hours. Stroke must be either:

- Ischemic: Due to advanced arteriosclerosis or arteriosclerosis of the arteries of the neck or brain, or vascular embolism, or
- Hemorrhagic: Due to uncontrolled hypertension, malignant hypertension, brain aneurysm, or arteriovenous malformation.

The stroke must be positively diagnosed by a doctor based upon documented neurological deficits and confirmatory neuroimaging studies.

Stroke does not include:

- Transient Ischemic Attacks (TIAs)
- Head injury
- Chronic cerebrovascular insufficiency
- Reversible ischemic neurological deficits unless brain tissue damage is confirmed by neurological imaging

Stroke will be covered only if the Insured submits evidence of the neurological damage by providing:

- Computed Axial Tomography (CAT scan) images, or
- Magnetic Resonance Imaging (MRI).

Sudden Cardiac Arrest is the sudden, unexpected loss of heart function in which the heart, abruptly and without warning, stops working as a result of an internal electrical system heart malfunction due to coronary artery disease, cardiomyopathy, or hypertension.

Sudden Cardiac Arrest is not a heart attack (myocardial infarction). A sudden cardiac arrest benefit is not payable if the sudden cardiac arrest is caused by or contributed to by a heart attack (myocardial infarction).

Total Disability or Totally Disabled means you are:

- Not working at any job for pay or benefits,
- Under the care of a doctor for the treatment of a covered critical illness, and
- Unable to Work, which means either:
 - During the first 365 days of total disability, you are unable to work at the occupation you were performing when your total disability began; or
 - After the first 365 days of total disability, you are unable to work at any gainful occupation for which you are suited by education, training, or experience.

Treatment or Medical Treatment is the consultation, care, or services provided by a doctor. This includes receiving any diagnostic measures and taking prescribed drugs and medicines.

Treatment-Free From Cancer refers to the period of time without the consultation, care, or services provided by a doctor. This includes receiving diagnostic measures and taking prescribed drugs and medicines.

Treatment does not include maintenance drug therapy or routine follow-up visits to verify whether cancer or carcinoma in situ has returned.

YOU MAY CONTINUE YOUR COVERAGE

Your coverage may be continued with certain stipulations. See certificate for details.

TERMINATION OF COVERAGE

Your insurance may terminate when the plan is terminated; the 31st day after the premium due date if the premium has not been paid; or the date you no longer belong to an eligible class. If your coverage terminates, we will provide benefits for valid claims that arose while your coverage was in force.

NOTICES

If this coverage will replace any existing individual policy, please be aware that it may be in your best interest to maintain your individual guaranteed-renewable policy.

Continental American Insurance Company is not aware of whether you receive benefits from Medicare, Medicaid, or a state variation. If you or a dependent are subject to Medicare, Medicaid, or a state variation, any and all benefits under the plan could be assigned. This means that you may not receive any of the benefits outlined in the plan. Please check the coverage in all health insurance plans you already have or may have before you purchase the insurance outlined in this summary to verify the absence of any assignments or liens.

Notice to Consumer: The coverages provided by Continental American Insurance Company (CAIC) represent supplemental benefits only. They do not constitute comprehensive health insurance coverage and do not satisfy the requirement of minimum essential coverage under the Affordable Care Act. CAIC coverage is not intended to replace or be issued in lieu of major medical coverage. It is designed to supplement a major medical program.

**We've got you
under our wing.®**

aflacgroupinsurance.com || 1.800.433.3036

Continental American Insurance Company (CAIC), a proud member of the Aflac family of insurers, is a wholly-owned subsidiary of Aflac Incorporated and underwrites group coverage. CAIC is not licensed to solicit business in New York, Guam, Puerto Rico, or the Virgin Islands.

Continental American Insurance Company • Columbia, South Carolina

The certificate to which this sales material pertains is written only in English; the certificate prevails if interpretation of this material varies.

This brochure is a brief description of coverage and is not a contract. Read your certificate carefully for exact terms and conditions.

This brochure is subject to the terms, conditions, and limitations of Policy Series C21000.

